

## Loss Analysis Summary Report

522485-2011  
HOUSING AUTHORITY OF THE  
2931 MISSION ST, SANTA CRUZ, CA 95060

Inception Date	07-01-2011	District Office	NG - SAN JOSE
Expiration Date	07-01-2012	Cancellation Code	Active
A.R.D	---	Quote ID	312306300
		Quote Type	B - BASIC

Ad hoc report produced on 03-16-2012

### Servicing District

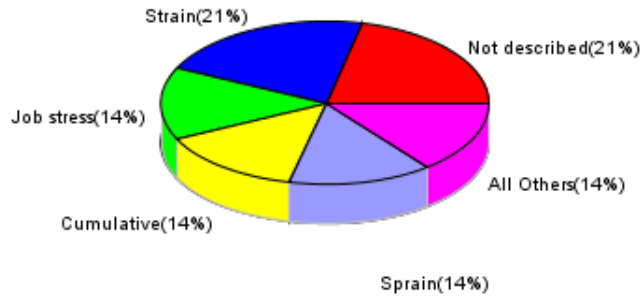
Name	San Jose	District Office	NG
Address	6203 San Ignacio Ave San Jose, CA 95119	Phone Number	(408) 363-7600

### Nature of Injury

Not described	3
Strain	3
Job stress	2
Cumulative	2
Sprain	2
All Others	2
Total	14

### Nature of Injury

2007 - 2011

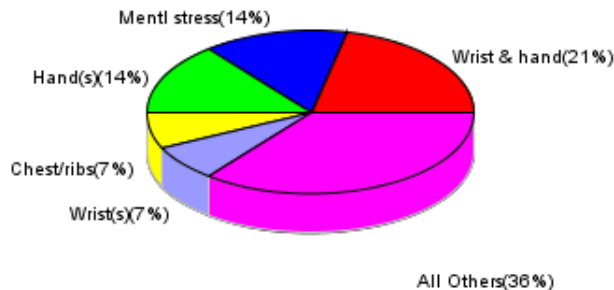


### Part of Body

Wrist & hand	3
Mentl stress	2
Hand(s)	2
Chest/ribs	1
Wrist(s)	1
All Others	5
Total	14

### Part of Body

2007 - 2011





Policy	522485-2011
Name	HOUSING AUTHORITY OF THE
Address	2931 MISSION ST, SANTA CRUZ, CA 95060
Servicing District	San Jose

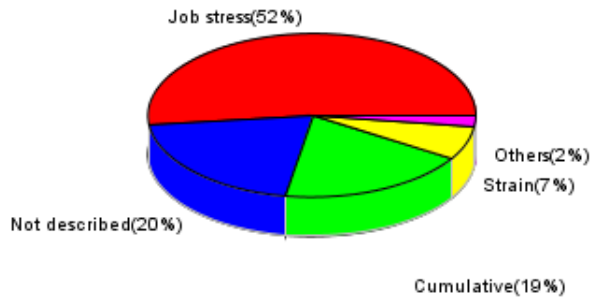
Ad hoc report produced on 03-16-2012

### Cost Summary by Nature of Injury

Job stress	\$48,643
Not described	\$19,156
Cumulative	\$17,474
Strain	\$6,389
Sprain	\$1,149
All Others	\$874
<b>Total Estimated Cost</b>	<b>\$93,685</b>

### Cost Summary by Nature of Injury

2007 - 2011



### Year Comparison

Policy Year	2011	2010	2009	2008	2007
Policy	522485	522485	522485	522485	522485
Inception Date	2011-07-01	2010-07-01	2009-07-01	2008-07-01	2007-07-01
Expiration Date	2012-07-01	2011-07-01	2010-07-01	2009-07-01	2008-07-01
Premium	\$68,376	\$48,435	\$38,143	\$48,811	\$64,465
<b>Number of Claims</b>					
Medical Only	3	3	1	2	1
Medical and Compensation	1	1	1	1	0
<b>Total</b>	<b>4</b>	<b>4</b>	<b>2</b>	<b>3</b>	<b>1</b>
<b>Paid Cost</b>					
Paid Medical	\$2,328	\$10,653	\$2,875	\$7,639	\$271
Paid Compensation	\$0	\$0	\$2,229	\$0	\$0
<b>Total</b>	<b>\$2,328</b>	<b>\$10,653</b>	<b>\$5,104</b>	<b>\$7,639</b>	<b>\$271</b>
<b>Estimated Cost</b>					
Estimated Medical	\$19,578	\$32,027	\$2,875	\$15,418	\$271
Estimated Compensation	\$14,387	\$3,450	\$2,229	\$3,450	\$0
<b>Total</b>	<b>\$33,965</b>	<b>\$35,477</b>	<b>\$5,104</b>	<b>\$18,868</b>	<b>\$271</b>
<b>Incurred Loss Ratio</b>	<b>51%</b>	<b>76%</b>	<b>14%</b>	<b>39%</b>	<b>0%</b>

5 year loss comparison at a glance